


LIBRA ACCESSORIES



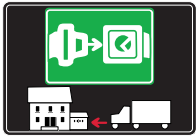
HANGERS





# SYMBOLS AND FINISHES LEGEND

## SYMBOLS



= SHELF SAFELY LOCKED DURING TRANSPORTATION AND AT HOME.



= ANTI-TURNOVER LOCKING SYSTEM



= NORMS / PATENTS



= PHILLIPS / POZIDRIV



= NEWTON



= PART.NO



= HEXAGONAL SOCKET



= FRICTION



= PCS. PER PACKAGE



= BLADE SLOT



= AUTOMATIC



= CAPACITY LOADING



= COUNTERSUNK HEAD



= WOOD / GLASS THICKNESS



= PAN HEAD



= STANDARD HINGE



= HOLE DIAMETER



= FLANGE HEAD



= KIMANA HINGE



= DIAMETER



= FLAT HEAD



= FLAP HINGE



= LENGTH



= TRILOBULAR SCREW



= WITH SPRING



= HEIGHT



= SELF-TAPPING SCREW



= WITHOUT SPRING



= RIGHT VERSION



= EURO THREAD



= REVERSED SPRING



= LEFT VERSION



= METRIC THREAD



= FOR ROUND TUBE



= PCS. PER PAD



= PRE-INSERTED SCREW AND SPREADING BUSH



= FOR OVAL TUBE



= CUT ON REQUEST



= WITH BUFFER



= WITH MAGNET



= SELF ADHESIVE



= WITH MAGNET



= WITH FLANGE

## MATERIALS

<b>ZA</b> = Zinc Alloy	<b>ST</b> = Steel	<b>HSS</b> = High Speed Steel	<b>BR</b> = Brass	<b>ABS</b> = Acrylonitrile Butadiene Styrene
<b>ZAnk</b> = Nickel-plated Zinc Alloy	<b>STzk</b> = Zinc-plated Steel	<b>AL</b> = Aluminium	<b>WD</b> = Wood	<b>EVA</b> = Ethylene Vinyl Acetate

**EP** = **ENGINEERING PLASTIC**

+ **EP** = other engineering plastic available on request

**SR** = **SOFT RUBBER**

+ **SR** = other soft rubber available on request

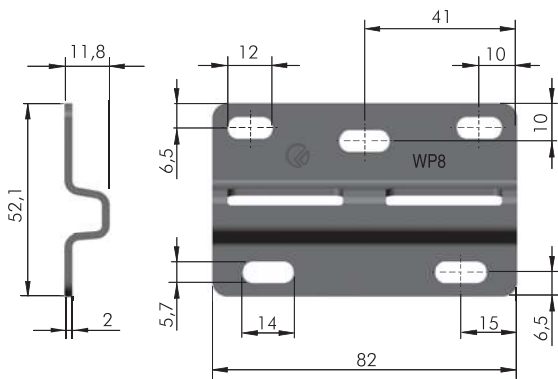
<b>EPn</b> = Natural Engineering Plastic	<b>EPc</b> = Clear Engineering Plastic	<b>SRn</b> = Natural Soft Rubber
<b>EPw</b> = White Engineering Plastic	<b>EPg</b> = Grey Engineering Plastic	<b>SRw</b> = White Soft Rubber
<b>EPwg</b> = Water Green Engineering Plastic		<b>SRb</b> = Black Soft Rubber


## FINISHES



+  = OTHER FINISHES AVAILABLE ON REQUEST

PART. NO	FINISHES	PART. NO	FINISHES	PART. NO	FINISHES
AA	Natural	JB	Bright Aluminium	PZ	Beech
AB	White	JC	Aluminium - Chrome	QA	Maple
AC	Opal White	JD	Matt Aluminium	QB	Walnut
AE	White 9010	JE	Satin-finished Aluminium	WA	Bronzed
AK	Champagne	JF	Aluminium - Brass	WI	Burnished
AL	Ivory	JG	Aluminium 5	XD	Satin-finished Steel
EA	Black	JL	Aluminium PE 11	YA	Nickel-plated
EB	Glossy Black	JM	Aluminium RAL 9006	YB	Bright Nickel-plated
EC	Matt Black	KA	Chrome	YC	Matt Nickel-plated
GR	Raw	KB	Bright Chrome	YD	Satin-finished Nickel-plated
HA	Brass-Plated	KC	Matt Chrome	ZA	Zinc alloy
HH	Tropicalized	MA	Brown	ZN	Zinc-plated
HL	Raw Brass	MB	Light Brown 1	ZQ	Bright Gold
IA	Grey	NN	Metallic Beige	ZY	Titanium
IB	Metallic Grey	NO	Beige	ZZ	Clear
IF	Middle Grey	OA	Oak	00	Insignificant finish
IJ	Light Grey	OZ	Ash		
IL	Grey 20	PA	Light Ash		
JA	Aluminium	PY	Cherry		

**LIBRA WP8 FOR SERVICE GAP 21 mm MINIMUM**

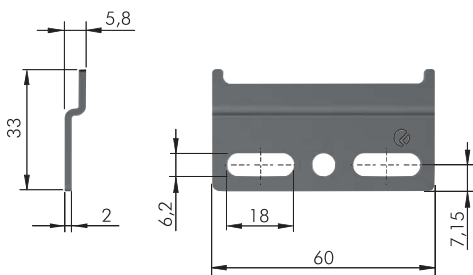



ST  = 300 pcs.


   
63450090Zn






**WALL PLATE**



 = 1210 N - UNI 10768

ST  = 500 pcs.

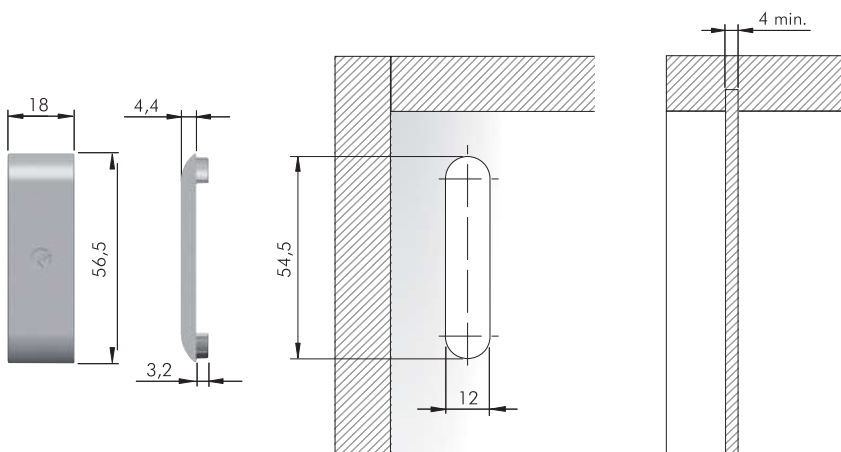
   
63450100Zn




NOTE:  = stress resistance calculated in Newton according to normative UNI 10768





**LIBRA COVER CAPS**

**LIBRA CC1 COVER CAP**



EP  = 3000 pcs.  

   
63461010AB